



SHAPING INSTRUCTIONS


SHAPER : _____

LENGTH : _____ WIDTH : _____ THICKNESS : _____

SPECIAL INSTRUCTIONS : _____

BOTTOM SHAPE :

CONCAVE



DOUBLE CONCAVE




SINGLE TO DOUBLE CONCAVE



VEE

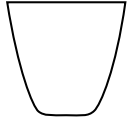


FLAT

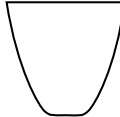


TAIL SHAPE :

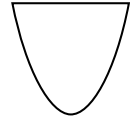
ROUNDED SQUARE



SQUASH TAIL



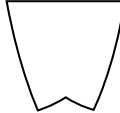
ROUNDED PIN



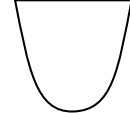
BAT



SWALLOW



ROUND TAIL



RAILS :

ROLLED

SOFT

BOXY

LOW

GLASSING :

NORMAL
4 x 6 x 4 oz

LIGHT
4 x 4 x 4oz

TEAM
4 x 4 oz

FINS :

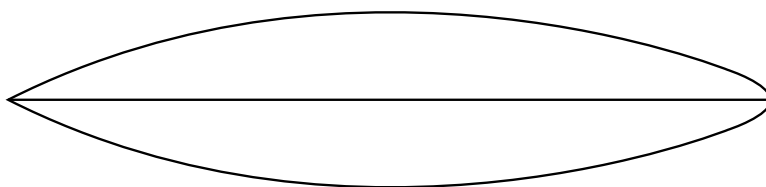
FUTURE

FCS

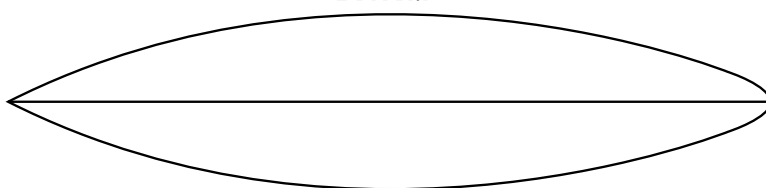
GLASS ON

GLASSING INSTRUCTIONS (Decals, Colours, Sprays etc.)

TOP



BOTTOM



PRIX/COST

SURFBOARD:

SPRAY:

EXTRA:

TOTAL :

ACOMPTE:

SOLDE DÔ:

CUSTOMER NAME : _____ AGE : _____ **DATE :** _____

WEIGHT : _____ HEIGHT : _____ PHONE : _____

ADDRESS : _____